

# FONG HO

CE ISO-9001

MACHINERY INDUSTRY CO., LTD.

## Metal Circular Pipe

### Bar Stock End Chamfering Machine

### 金屬圓管圓棒端面加工倒角機

## FHC-700EA



### 自動型管料雙端倒角機

### Automatic Double-end Chamfering Machine For Pipe

FHC-85EA

FHC-1500EA

FHC-700EA

FHC-2000EA

FHC-1000EA

FHC-2500EA

FHC-1200EA

# End chamfering Machine

## FEATURES


- Designed and engineered for chamfering and trimming inner and outer end angles on circular pipe or bar stock at one time, providing efficient and precise performance.
- Delicate clamping vise and cutter head ensure high concentricity of results.
- Specially designed cutter head and standardized cutter make cutter adjustment easy.

## SEMI-AUTOMATIC MODEL


- Manual material loading and automatic cutter feeding/retracting provides high operational speed and greatly increases productivity.
- The semi-automatic model has 2-step feed speed. The first step feed is high speed, then the second step feed speed is adjustable to produce clean and smooth cutting results.
- Changing sizes of cut are conveniently made by simply adjusting and changing cutterhead and clamp.
- Speed change on model 50SA is made through pulley for chamfering various materials of workpieces ensuring long service life of cutter.
- Models 110SA and 150SA employ pole-change motor to change speed for chamfering various materials of workpiece, ensuring long service life of cutter.

## AUTOMATIC MODEL

Motion cycle includes automatic material infeed through a channel (automatic feeder is optional). Automatic cutting feeding/retracting and automatic workpiece outfeed. Continuous motion cycles provide high machining speed, high accuracy, reduced labor requirement while greatly upgrading productivity.



**B** FHC-1000EA  
+ATF. (選購品opt.)




**C** ATF. 自動背料送料機 (選購品)  
ATF. Automatic carriage feeder (opt.)


### 特別附件 Optional

序號 No.	管徑 Ø
1	Ø12~Ø27
2	Ø16~Ø38
3	Ø22~Ø50
4	Ø38~Ø60
5	Ø50~Ø76

序號 No.	長度 L
1	25~ 200mm
2	100~ 700mm
3	100~1000mm
4	100~1200mm
5	300~1500mm
6	300~2000mm
7	300~2500mm



**I** 50SA 標準夾模 Ø3.2-Ø55  
Standard clamp

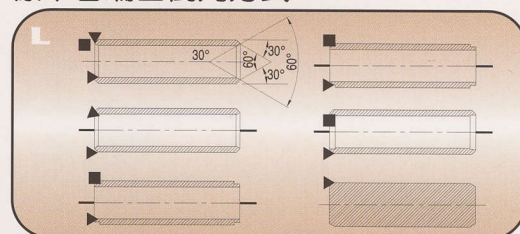


**J** 110SA 標準夾模 Ø25-Ø110  
150SA 標準夾模 Ø25-Ø150  
Standard clamp




**K** 雙頭倒角機夾模 Ø12-Ø52  
Twin head chamfering clamp

## ■ NORMAL METHOD FOR PIPE END CHAMFERING 標準管端面倒角方式：



This machine gives accurate angles at the end of workpieces.  
本機可簡單的把鐵管端面修成準確的角度。

# Metal Circular Pipe / Bar Stock



**A FHC-85EA**

## 規格 Specifications

型式	FHC-85EA	FHC-700EA	FHC-1000EA	FHC-1200EA	FHC-1500EA	FHC-2000EA	FHC-2500EA
主馬達 Motor	3 HP/1.5 HP x 2/4P 標準(Standard), 5 HP/3 HP x 2/4P 特別指定(Optional)						
使用空氣壓力 Working air pressure	6-8 kg/cm <sup>2</sup> , 120 ml/min						
油壓馬達 (特別指定) Hydraulic motor (Optional)	2 HP x 4P						
油壓壓力 (特別指定) Hydraulic pressure (Optional)	20-30 kg/cm <sup>2</sup>						
使用刀頭適用規範 Cutterhead	Ø12-Ø60 標準刀頭(Standard), Ø25-Ø76 特別指定(Optional)						
適合管徑、圓棒加工範圍 Ø、內角、外角、端面 Pipe and bar O.D. Inner/outer angle and end face	Ø12-Ø52 標準(Standard), Ø25-Ø76 特別指定(Optional)						
工件管長 Workpiece length of cut	25-150mm	100-700mm	100-1000mm	100-1200mm	300-1500mm	300-2000mm	300-2500mm
機械標準附件 Standard accessories	1. 標準倒角刀盤x1組 Standard cutterhead 1 set 2. 圓型夾模x1組 Circular clamp 1 set						
特殊指定配件 Optional accessories	1. 非標準指定刀盤 Custom cutterhead 2. 不相同尺寸圓型夾模 Custom circular clamp 3. ATF. 自動背料送料機 ATF. Automatic carriage feeder						
適合材質 Applicable materials	鋼管、鐵管、不銹鋼管、鋁管、銅管 Various pipes including steel, iron, stainless steel, aluminum and bronze						
機械尺寸 Machine dimensions WxDxH mm	2000x1700x1380	1840x1240x1380	2130x1240x1380	2330x1240x1380	2630x1240x1380	3130x1240x1380	3530x1240x1380
包裝尺寸 Packing dimensions WxDxH mm	2000x1500x1650	2000x1000x1650	2230x1000x1650	2430x1000x1650	2730x1000x1380	3230x1000x1650	3730x1000x1650
淨重 N.W.	850 kg	900 kg	910 kg	1100 kg	1250 kg	1400 kg	1550 kg
毛重 G.W.	950 kg	960 kg	975 kg	1200 kg	1300 kg	1550 kg	1700 kg

\*產品規格以實物為準，若有任何變更恕不另行通知。

\*Correct specifications depend on the actual model. All specifications are subject to change without prior notice.

## 特點

- 本機專對圓管及圓棒端面內外角，均可一次完成倒角及修面動作，快速準確。
- 為確保加工物件與刀盤的中心線準確不變，夾模與刀盤經過精密的設計，可以一次均勻的完成加工物件。
- 刀盤經特殊設計，刀片規格化，調整刀具簡易快速。

## 半自動型


- 人工進料，自動夾持，自動進退刀，速度快，增加產量。
- 半自動機型有2階段速度：第一階段為快速度以節省工作時間，第二階段可調整切削倒角速度以完成加工且平滑的完工表面。
- 更換不同尺寸的工件，只須做簡單的刀盤及更換夾模調整。
- 50SA使用皮帶輪變換轉速做不同金屬材料倒角，增加刀具壽命。
- 110SA, 150SA使用馬達變極轉換不同速度做不同金屬材料倒角，增加工具壽命。

## 自動型


- 料槽(自動進料機特別指定) 自動下料、自動進退刀、自動落料、連續循環動作、加工速度快、精密度高、減少人力、增加產量。

## 標準刀盤、夾具、刀片座裝置


### Standard Cutter, Clamp, Cutter Bit



■ Ø16-Ø10 倒內外角  
Chamfering inner and outer angles  
■ Ø10-Ø3.2 倒外角或內角  
Chamfering inner and outer angles




■ 刀片及刀座 Cutter bit



■ 標準刀盤 Ø12-Ø60  
Standard cutter head



■ 標準刀盤 Ø25-Ø110, Ø25-Ø150  
Standard cutter head




■ 倒角樣式 Chamfering sample


# 半自動型單頭倒角機




**M FHC-110SA**



**N FHC-50SA**



**O 安全護罩**  
Fully Enclosed Splash Guard



**P FHC-150SA**

## 規格 Specifications

型式	FHC-50SA	FHC-110SA	FHC-150SA
主馬達 Motor	1 HP x 4P	3 HP/1.5 HP x 2/4P	5 HP/3.0 HP x 2/4P
轉速 RPM Spindle speed (RPM)	900/600, 2000/3560	800, 1600	800, 1600
使用空氣壓力 Working air pressure	6-8kg/cm <sup>2</sup> , 120ml/in		
使用刀頭適用規範 Ø3.2~Ø16	Ø3.2~Ø16 特別指定(Optional)	—	—
Cutterhead	Ø12~ Ø60 標準刀盤(Standard)	Ø12~Ø60 特別指定(Optional)	Ø12~Ø60 特別指定(Optional)
	Ø25~ Ø100	—	Ø25~Ø110 標準刀盤(Standard)
	Ø25~ Ø150	—	Ø25~Ø150 標準刀盤(Standard)
適管管徑、圓棒加工範圍O.D. 內角、外角、端面 Pipe and bar O.D. Inner/ outer angle and end face	管徑 Pipe O.S. Ø3.2~Ø50 (Ø60特別指定Optional) 圓棒外角 Bar outer angle Ø6~Ø38	管徑 Pipe O.S. Ø19~Ø110 圓棒外角 Ø19~Ø60 Bar outer angle Ø19~Ø60	管徑 Pipe O.S. Ø19~Ø150 圓棒外角 Ø19~Ø85 Bar outer angle Ø19~Ø85
機械標準附件 Standard accessories	1. 標準倒角刀盤x1組 Standard cutterhead 1 set 2. 圓型夾模x1組 Circular clamp 1 set		
特殊指定配件 Optional accessories	1. 非標準指定刀盤 Custom cutterhead 2. 不相同尺寸圓型夾模 Custom circular clamp		
適合材質 Applicable materials	鋼管、鐵管、不銹鋼管、鋁管、銅管、非鐵金屬管、塑膠管、碳纖維管 Various pipes including steel, iron, stainless steel, aluminum, bronze, non-ferrous metal, plastic and graphite fiber.		
機械尺寸 Machine dimensions	780 x 620 x 840 mm	760 x 700 x 1140 mm	760 x 700 x 1160 mm
包裝尺寸 Packing dimensions	870 x 690 x 1000 mm	870 x 750 x 1380 mm	870 x 750 x 1380 mm
淨重 N.W.	160 kg	310 kg	350 kg
毛重 G.W.	210 kg	360 kg	400 kg

\*產品規格以實物為準，若有任何變更恕不另行通知。

\*Correct specifications depend on the actual model. All specifications are subject to change without prior notice.



**FONG HO MACHINERY INDUSTRY CO., LTD.**  
NO.12, LANE 1191, WEN-SHIN SOUTH ROAD,  
TALI CITY, DIST 412 TAICHUNG, TAIWAN.  
<http://www.fongho.com.tw>  
E-mail:fongho@ms26.hinet.net

**鋒和 機械工業股份有限公司**

台灣省台中縣大里市412文心南路1191巷12號  
TEL:886-4-24066769 FAX:886-4-24068858  
北區營業處: TEL:(02)2986-7506  
南區營業處: TEL:(06)205-1646

中國工廠：台資企業

鋒和機械（張家港）有限公司

**FONG HO MACHINERY (ZHANG JIA GANG) CO., LTD.**

江蘇省張家港市楊舍鎮澄楊路  
CHENG YANG ROAD, YANG-SHE TOWN,  
ZHANG JIA GANG CITY, JIANGSU, CHINA.

TEL: 0512-58270871 0512-58270872  
FAX: 0512-58270876 0512-58270869

<http://www.fongho.com.tw> E-mail:gsmachine@sohu.com

營銷服務處：

廣東服務處： TEL: 0769-5313418 FAX: 0769-5313419  
北京服務處： TEL: 0316-3322189 FAX: 0316-3322589  
上海服務處： TEL: 021-54376048 FAX: 021-54376049  
寧波服務處： TEL: 0574-87156528 FAX: 0574-87156528  
崑山服務處： TEL: 0512-57372050 FAX: 0512-57372051