

Quality Assurance

At HANNSA, we ensure that the quality of each machine will meet our customers' requirements. HANNSA machine tools are manufactured by a team of highly skilled technicians. Rigorous inspections and tests are conducted, enabling HANNSA to achieve the highest standards.

Hannsa



Hannsa
Precision

**REMOVE MORE MATERIAL IN LESS
TIME WITH GREATER STABILITY**

*Heavy Duty CNC Lathe
Box Ways on 2 Axes*

Hannsa
Precision

YING HAN TECHNOLOGY CO., LTD.



46, Hwan-Gong Rd., Yung-Kang Ind. Dist. Tainan, Taiwan
Tel : +886 6 2335611 Fax : +886 6 2335711
e-mail : sales@hannsa.tw Website : www.hannsa.tw

18659.10.104.E



ISO-9001 CE



Group

HANNSA PRECISION

YTH 10E

The Ultimate in Heavy and Precision Cutting Capability

Model	YTH 10700E
Max. turning dia.	Ø 320 mm
Max. turning length	650 mm
Chuck size	Ø10"
Z-axis travel	700 mm

YTH 10/12/15

Boosting Efficiency in Large Parts Turning

Single Spindel

Model	YTH 10700	YTH 101100
Max. turning dia.	Ø 450 mm	Ø 450 mm
Max. turning length	650 mm	1050 mm
Chuck size	Ø 10"	Ø 10"
Z-axis travel	700 mm	1100 mm

Model	YTH 12700	YTH 121100
Max. turning dia.	Ø 450 mm	Ø 450 mm
Max. turning length	650 mm	1050 mm
Chuck size	Ø 12"	Ø 12"
Z-axis travel	700 mm	1100 mm

Twin Spindel


Model	YTH 10800	YTH 101300
Max. turning dia.	Ø 570 mm	Ø 570 mm
Max. turning length	800 / 1300 mm	800 / 1300 mm
Chuck size	Ø 10"	Ø 10"
Z-axis travel	800 mm	1300 mm

Model	YTH 12800	YTH 121300
Max. turning dia.	Ø 570 mm	Ø 570 mm
Max. turning length	800 / 1300 mm	800 / 1300 mm
Chuck size	Ø 12"	Ø 12"
Z-axis travel	800 mm	1300 mm

Model	YTH 15800	YTH 151300
Max. turning dia.	Ø 570 mm	Ø 570 mm
Max. turning length	800 mm	1300 mm
Chuck size	Ø 15" / 18"(opt)	Ø 15" / 18"(opt)
Z-axis travel	800 mm	1300 mm



HANNSA PRECISION



Single Spindel

YTH 10700 / YTH 101100
YTH 12700 / TYH 121100



Twin Spindel

YTH 10800 / YTH 101300
YTH 12800 / TYH 121300
YTH 15800 / TYH 151300

Outstanding Rigidity and Stability! Deformation-free!

- The massive base in combination with scientific rib reinforcement keeps vibration to a minimum and increases structural strength.
- X, Z-axis are box-way construction for outstanding stability during heavy cutting.
- Structural parts are manufactured from Meehanite cast iron for stress relief without deformation.



High Precision Spindle

The spindle runs on double-row roller bearings in combination with angular contact bearings. This outstanding bearing arrangement resists radial and thrust load when performing heavy cutting. As a result, the spindle will exhibit excellent stability during cutting.



Rigid Headstock

- The headstock is a rugged construction to enable heavy cutting with maximum stability.
- Excellent heat dissipation on the headstock helps reduce thermal deformation of the spindle.



Ø160mm Extra Large Spindle Bearing I.D. (optional for YTH12 series only)

Upon customer request, the YTH12 series offers an option for a larger I.D. of Ø160mm spindle bearing to increase machine rigidity.

HANNSA PRECISION

Versatile Optional Features


Hydraulic 3-jaw Chuck


- Each machine comes with a hydraulic 3-jaw chuck as standard equipment.
- Chuck diameter to be supplied may vary with lathe model.



(optional)

Quill Travel Detection

The tailstock is equipped with a sensor to detect the quill positioning. In case a displacement occurs, an alarm sounds and the machine stops automatically for safety protection.



(optional)

Parts Catcher

- The parts catcher provides convenient and efficient parts collection after parts machining is finished.


High Quality Coupling

The X, Z-axis are directly driven by servo motors through high quality couplings, ensuring smooth and accurate movements of X, Y-axis.


Hydraulic Tailstock

- The tailstock quill is controlled by hydraulic power for convenient positioning.
- The entire tailstock assembly is moved manually or by program.



(optional)

Bar Feeder

Programmable Tailstock (YTH 10/12/15)

The tailstock body and quill movement can be controlled on the control panel, providing easy and fast setup and high positioning accuracy.


Manual Tailstock (YTH 10E)

- The tailstock is moved manually.



(optional)

Tool Setter

- The tool setter employs a touch sensor that can measure tool length.
- By using the tool setter, you can reduce the amount of cutting tests.


Automatic Lubricator

The automatic lubricator delivers lubrication oil to X, Z-axis slideways and ball screws. This lubrication system ensures smooth movements of X, Z-axis at all times, and extends the service life of ball screws.



HANNSA PRECISION

C-axis Function (optional)


- The C-axis function of the spindle allows the machine to perform contour machining.
- Applicable for milling, drilling and tapping operations for flexible machining and increased efficiency.
- Indexing accuracy reaches 20 arc/sec.

Power Turret (optional)

The power turret is used together with C-axis function of the spindle to perform milling, drilling and tapping operations.

FEATURES OF POWER TURRET

- Turret rotation and indexing are driven by a special servo motor to achieve fast tool change and high positioning accuracy.
- Tool holder interface provides convenience and high-speed when changing tool holder.
- Repeatability accuracy is up to 0.003mm.



C-axis Encoder (optional)

The C-axis is fitted with a high resolution encoder that enables the C-axis to reach high positioning accuracy. This results in high accuracy when performing contour machining.



C-axis Brake (optional)

The C-axis employs a disc brake to increase the spindle orientation efficiency and accuracy.



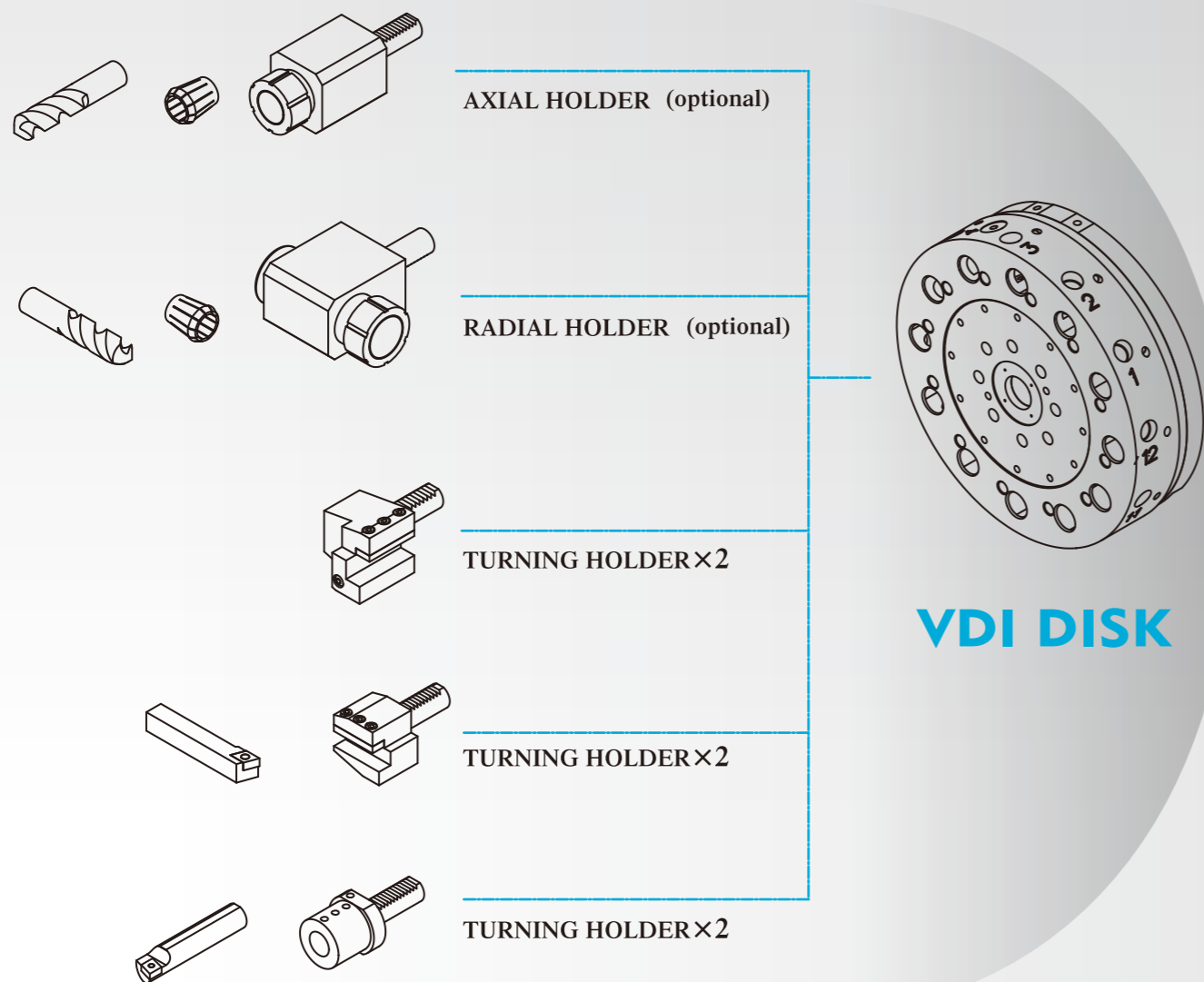
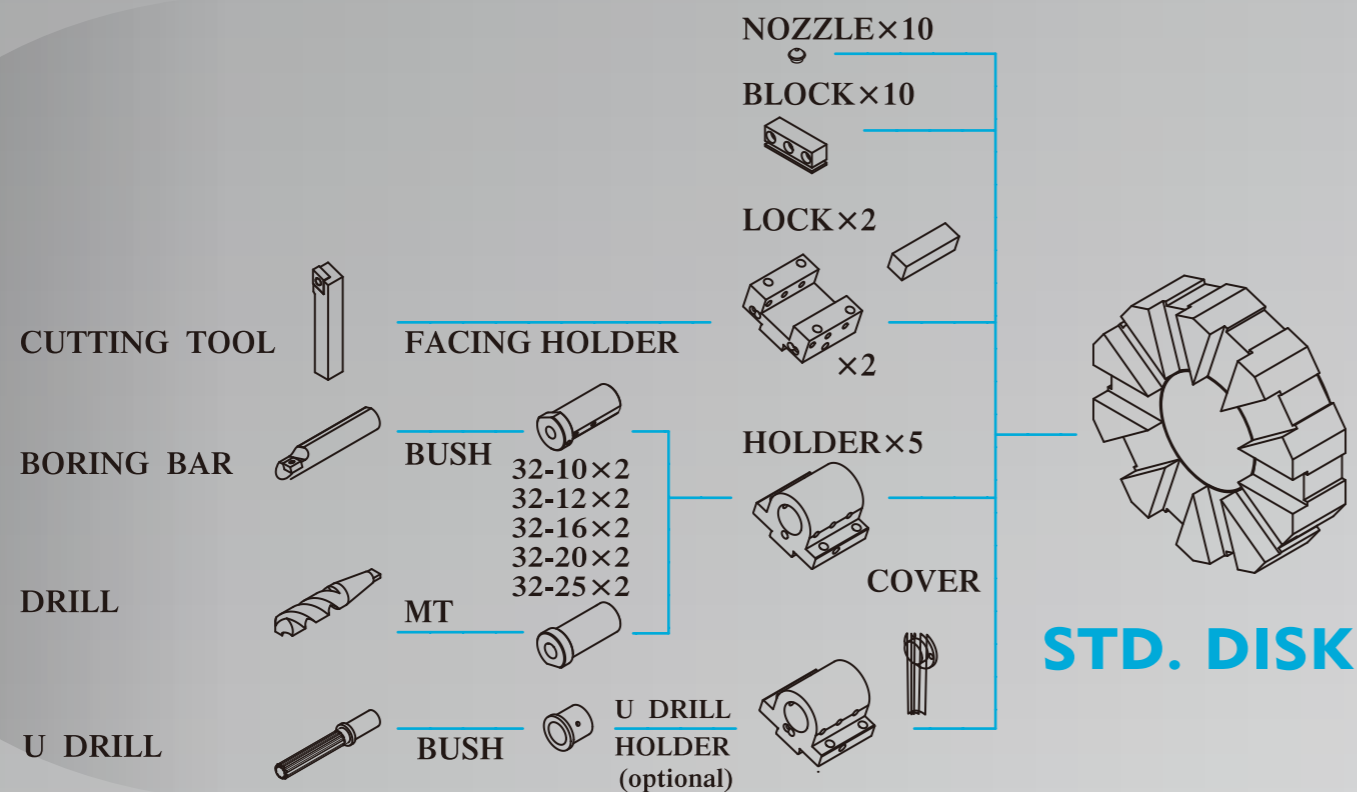
sub-spindle (optional)

- Back machining
- This series is equipped with a sub-spindle, allowing the machine to perform back machining on a workpiece. This feature effectively saves time in secondary setup of workpiece and limits cutting accuracy error.
 - The rapid traverse rate of sub-spindle (B axis) reaches 20m/min for drastically reducing non-cutting time.

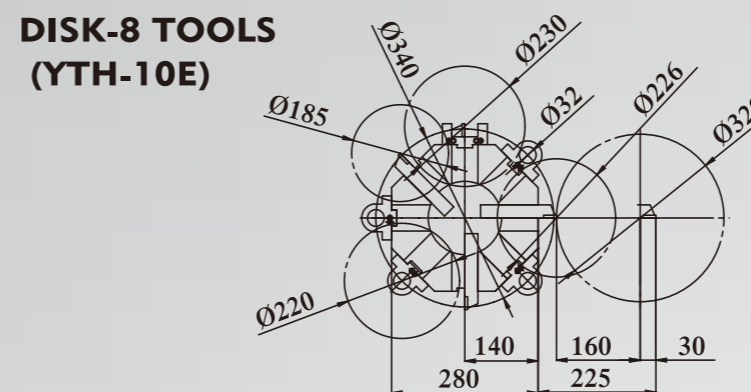
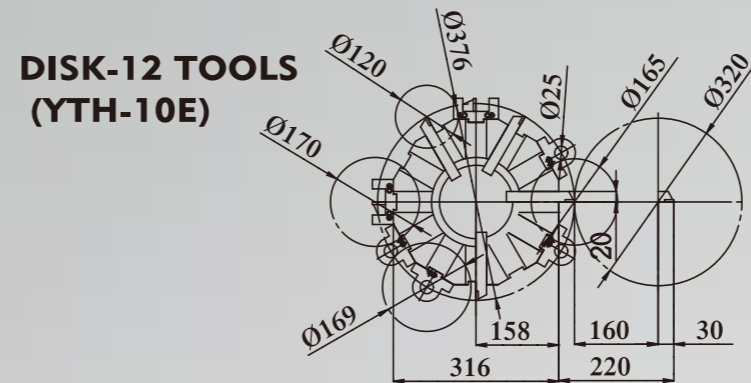
Y axis (optional)

Y-axis provides an increase of machining capabilities. Y-axis travel is +50~-50mm.

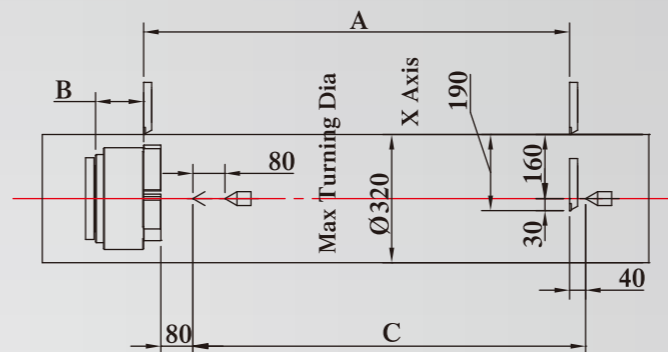
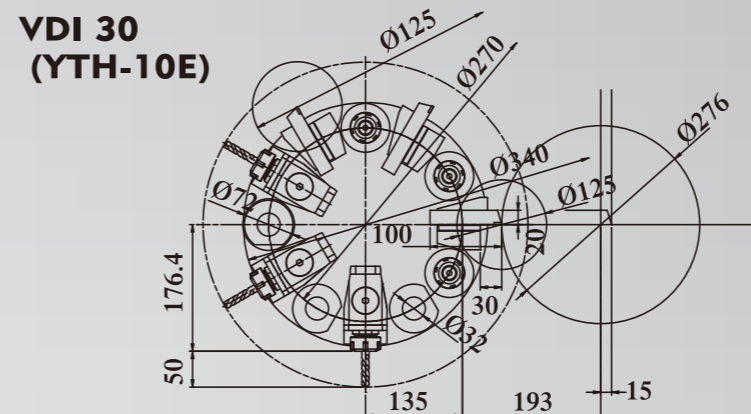
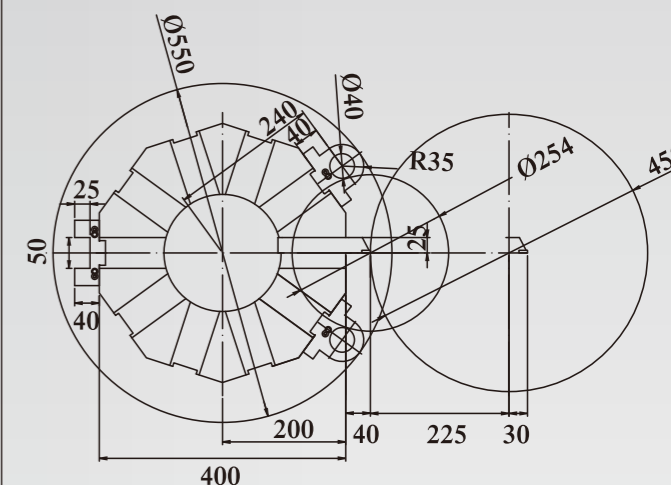
Wide Range of Options Available For Your Choice.



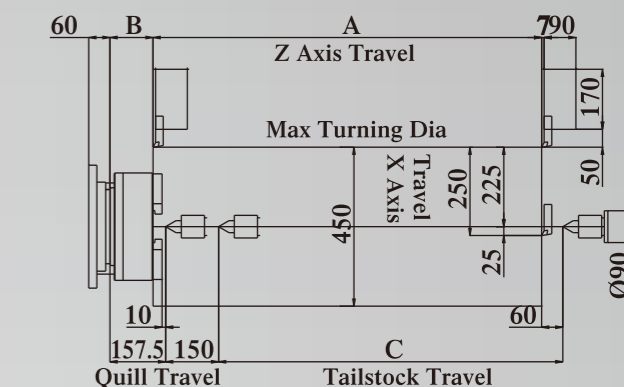
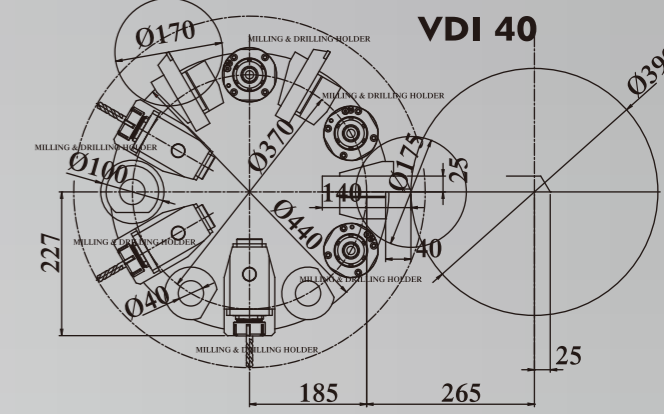
Tool Interference Diagram



DISK-10 TOOLS (YTH10-12)



MODEL	YTH 10E
A	700
B	120
C	610



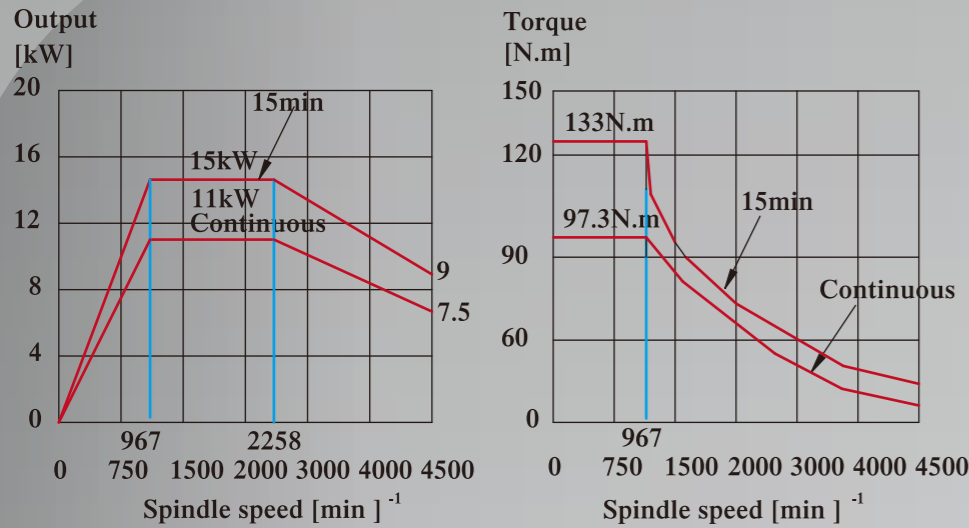
MODEL	YTH 10	YTH 12
A	700 / 1100	700 / 1100
B	113 / 113	122 / 122
C	575 / 957	575 / 975
D	10" Chuck	12" Chuck

YTH Series / Power Graph

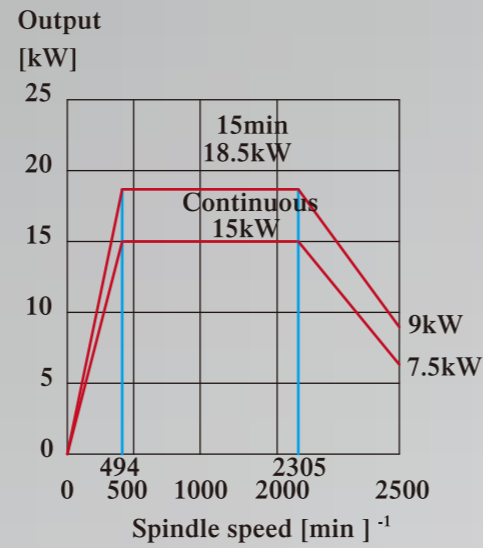
Outside Dimensions



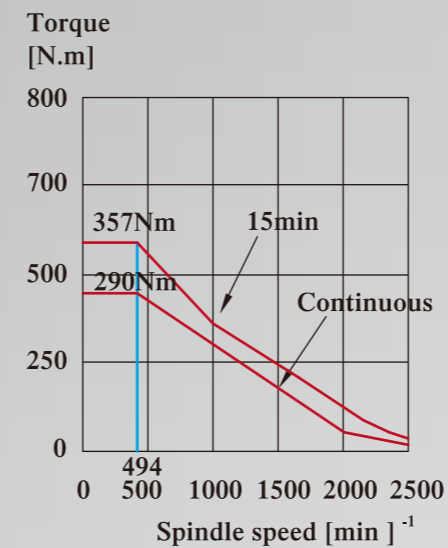
YTH-10E 12/7000



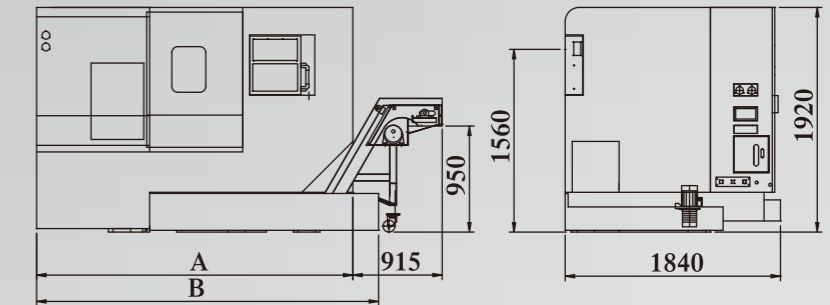
YTH-10/12/15



P30/6000 i

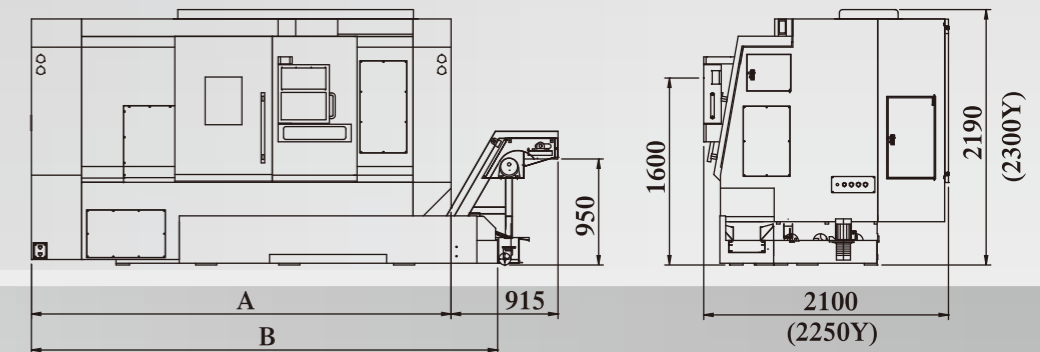


YTH 10E



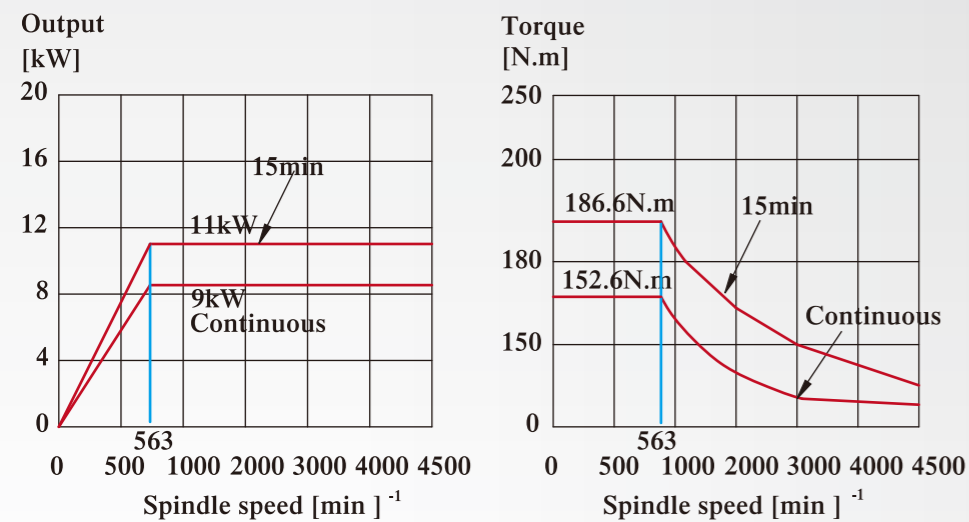
MODEL	YTH 10E
Travel	700mm
A	2710
B	2930

YTH 10-12

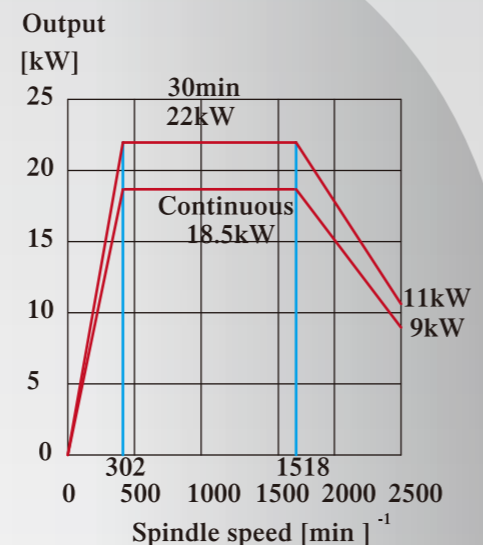


MODEL	YTH 10-12	YTH 10-12	YTH 10-12	YTH 10-12
Travel	700mm	1100mm	800mm	1300mm
A	3190	3590	3340	3790
B	3585	3985	3685	4185

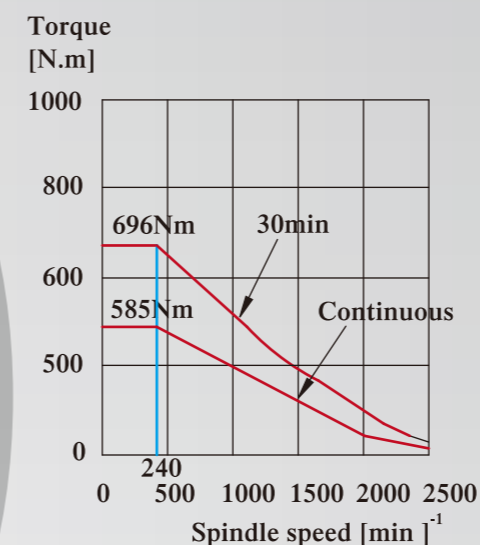
YTH-10E P 18/6000i (OPT)



YTH-10/12/15



P40/6000 i(OPT)



STANDARD ACCESSORIES

- Fully enclosed splash guard
- Central automatic lubrication system
- Tools and tool box
- Work lamp
- Tri-colored lamp guard (end-of-work lamp guard)
- Cleaning spray gun
- Air gun
- Chain type chip conveyor
- Cooling liquid tank
- X/Z slide way extension protecting cover
- Horizontal adjustment block and screw
- Electrical box heat exchanger
- Rigid tapping
- Automatic shutdown function
- RS-232 transmission interface
- Mechanical and electrical instructions

OPTIONAL ACCESSORIES

- Tool Setter
- Chuck clamping & unclamping switch
- Oil mist
- Programmable tailstock (YTH 10/12/15)
- Parts catcher
- Z-axis linear scale
- X-axis linear scale
- Bar feeder interface
- Bar feeder
- Transformer
- Oil Skimmer

MODEL	UNITS	YTH 10700E	YTH 10700 / 101100	YTH 12700 / 121100	YTH 10800 / 101300	YTH 12800 / 121300	YTH 15800 / 151300
Swing Over Bed	mm(inch)	Ø430 (16.9)	Ø600 (23.6)	Ø600 (23.6)	Ø670 (26.4)	Ø670 (26.4)	Ø670 (26.4)
Over Cross Dia.	mm(inch)	Ø320 (13)	Ø450 (18)	Ø450 (18)	Ø570 (22)	Ø570 (22)	Ø570 (22)
Max. Turning Dia.	mm(inch)	Ø320 (13)	Ø450 (18)	Ø450 (18)	Ø570 (22)	Ø570 (22)	Ø570 (22)
Max. Work Length	mm(inch)	650 (26)	650 (26) / 1050 (41)	650 (26) / 1050 (41)	700 (28) / 1200 (47)	700 (28) / 1200 (47)	700 (28) / 1200 (47)

SPINDLE

Spindle Drive Motor (cont. / 15 min)		11 / 15 kw (20HP)	15 / 18.5 kw (25HP)	15 / 18.5 kw (25HP)	15 / 18.5 kw (25HP)	15 / 18.5 kw (25HP)	18.2 / 22 kw
Spindle Speed Range	rpm	3000	3000	3000	3000	3000	2500
Spindle Nose		A2-6	A2-8	A2-8	A2-8	A2-8	A2-11
Chuck Size	inch	10	10	12 / 15(opt)	10	12	15 / 18(opt)
Through Spindle Hole Dia.	mm(inch)	Ø62 (2.44) / Ø79 (3.11) (opt)	Ø90 (3.54)	Ø102 (4.02)	Ø90 (3.54)	Ø102 (4.02)	Ø131 (5.16)
Power Tooling Motor	kw	-	2.2 / 3.7kw (5HP)	2.2 / 3.7kw (5HP)	2.2 / 3.7kw (5HP)	2.2 / 3.7kw (5HP)	3.7 / 5.5kw (7.4HP)
Power Tooling Speed	rpm	-	A/6000 R/5000	A/6000 R/5000	A/6000 R/5000	A/6000 R/5000	A/6000 R/5000
Front Bearing Dia.	mm(inch)	100 (3.93) / 110 (4.33) (opt)	130 (5.12)	140 (5.51) / 160 (6.3)(opt)	130 (5.12)	140 (5.51) / 160 (6.3) (opt)	Ø170 (6.69)
Draw Tube Dia.	mm(inch)	52 (2.04) / 65 (2.56) (opt)	78 (3.07)	91 (3.58)	78 (3.07)	91 (3.58)	Ø117 (4.61)
Controller		0iTF	0iTF	0iTF	0iTF	0iTF	0iTF

SUB-SPINDLE

Spindle Drive Motor (cont. / 15 min)		-	-	-	5.5 / 7.5kw	5.5 / 7.5kw	5.5 / 7.5kw
Spindle Speed Range	rpm	-	-	-	6000	6000	6000
Spindle Nose		-	-	-	ASA A2-5	ASA A2-5	ASA A2-5
Chuck Size	inch	-	-	-	6	6	6
Through Spindle Hole Dia.	mm(inch)	-	-	-	56 (2.2)	56 (2.2)	56 (2.2)
Front Bearing Dia.	mm(inch)	-	-	-	90 (3.54)	90 (3.54)	90 (3.54)
Draw Tube Dia.	mm(inch)	-	-	-	42(1.65)	42 (1.65)	42 (1.65)

FEED

Z Axis Travel	mm(inch)	700 (28)	700 (28) / 1100 (43)	700 (28) / 1100 (43)	800 (31) / 1300 (51)	800 (31) / 1300 (51)	800 (31) / 1300 (51)
X Axis Travel	mm(inch)	190 (7.48)	255 (10.04)	255 (10.04)	300 (11.81)	300 (11.81)	300 (11.81)
Y Axis Travel	mm(inch)	-	-	-	±50 (1.97)	±50 (1.97)	±50 (1.97)
Z Axis Motor		1.8kw / 2.4hp	3kw / 4hp	3kw / 4hp	3kw / 4hp	3kw / 4hp	3kw / 4hp
X Axis Motor		1.8kw / 2.4hp (BRAKE included)	3kw / 4hp (BRAKE included)	3kw / 4hp (BRAKE included)	3kw / 4hp (BRAKE included)	3kw / 4hp (BRAKE included)	3kw / 4hp (BRAKE included)
Z Axis Rapid Feed	m/min(inch/min)	20 (787.4)	20 (787.4)	20 (787.4)	20 (787.4)	20 (787.4)	20 (787.4)
X Axis Rapid Feed	m/min(inch/min)	20 (787.4)	20 (787.4)	20 (787.4)	20 (787.4)	20 (787.4)	20 (787.4)
Y Axis Rapid Feed	m/min(inch/min)	-	-	-	20 (787.4)	20 (787.4)	20 (787.4)
B Axis Rapid Feed	m/min(inch/min)	-	-	-	20 (787.4)	20 (787.4)	20 (787.4)

TURRET

Turret Type		OIL PRESSURE	OIL PRESSURE	OIL PRESSURE	OIL PRESSURE / VDI 40 / BMT65	OIL PRESSURE / VDI 40 / BMT65	OIL PRESSURE / VDI 40 / BMT65
No. of Tool Stations		10	10	10	12	12	12
Size of External Turning Tool	mm(inch)	25 (0.98)	25 (0.98)	25 (0.98)	25 (0.98)	25 (0.98)	25 (0.98)
Boring Bar Dia.	mm(inch)	Ø40 (1.57)	Ø40 (1.57)	Ø40 (1.57)	Ø40 (1.57)	Ø40 (1.57)	Ø40 (1.57)

TAILSTOCK

Quill Dia.	mm(inch)	Ø80 (3.15)	Ø90 (3.54)	Ø90 (3.54)	Ø90 (3.54)	Ø90 (3.54)	Ø90 (3.54)
Quill Travel	mm(inch)	80 (3.15)	125 (4.92)	125 (4.92)	125 (4.92)	125 (4.92)	125 (4.92)
Tailstock Travel	mm(inch)	610 (24.02)	575 (22.64) / 975 (38.39)	575 (22.64) / 975 (38.39)	675 (26.57) / 1175 (46.26)	675 (26.57) / 1175 (46.26)	675 (26.57) / 1175 (46.26)
Quill Taper		MT #4	MT #5	MT #5	MT #5	MT #5	MT #5

OTHERS

Electrical Power Supply	kva	20	30	30	35	35	35
Coolant Tank Capacity	liter	180	200	200	200	200	200
Coolant Flow	l/min	25	35	35	35	35	35
Coolant Pressure	kg/cm ² (lbs/cm ²)	2 (4.4)	2 (4.4) / 5 (11) (opt)	2 (4.4) / 5 (11) (opt)	2 (4.4) / 5 (11) (opt)	2 (4.4) / 5 (11) (opt)	2 (4.4) / 5 (11) (opt)
Total Height	mm(inch)	1920 (75.59)	2910 (86.22)	2910 (86.22)	2190 (86.22) 2300Y (90.55Y)	2190 (86.22) 2300Y (90.55Y)	2190 (86.22) 2300Y (90.55Y)
Floor Space (L×W)	mm(inch)	2710 x 1840 (106.69 x 72.44)	3190 x 2100(125.59x82.68) / 3590 x 2100(141.34x82.68)	3190 x 2100(125.59x82.68) / 3590 x 2100(141.34x82.68)	3340 x 2100(131.50x82.68) / 3790 x 2100(149.21x82.68)	3340 x 2100(131.50x82.68) / 3790 x 2100(149.21x82.68)	3340 x 2100(131.50x82.68) / 3790 x 2100(149.21x82.68)
NET Weight	kg(1bs)	5700 (12540)	7000 (15400) / 7500 (16500)	7000 (15400) / 7500 (16500)	7200 (15840) / 7600 (16720)	7200 (15840) / 7800 (17160)	7200 (15840) / 7800 (17160)

● The above specifications are subject to change without prior notice.